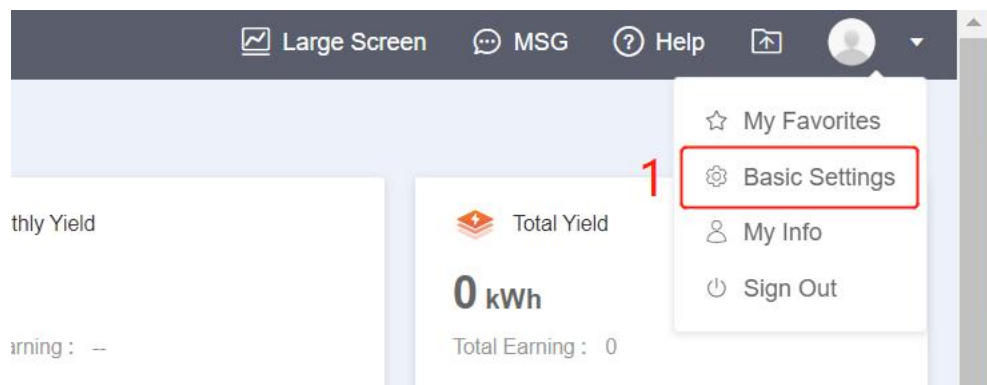
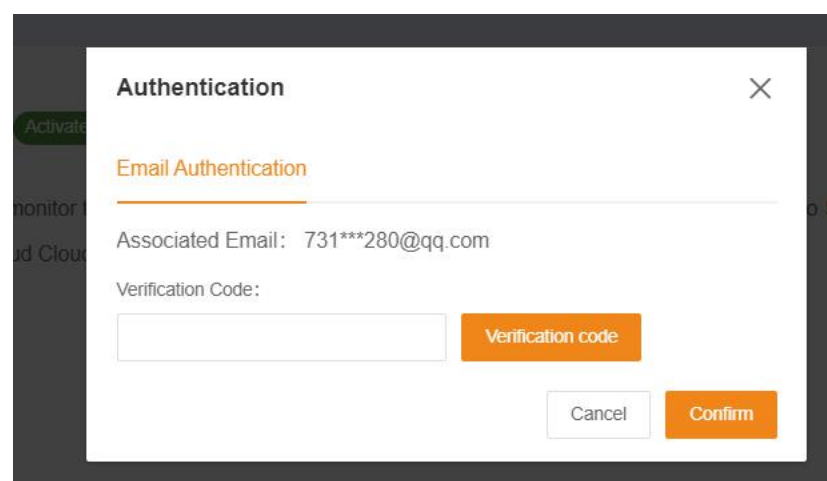
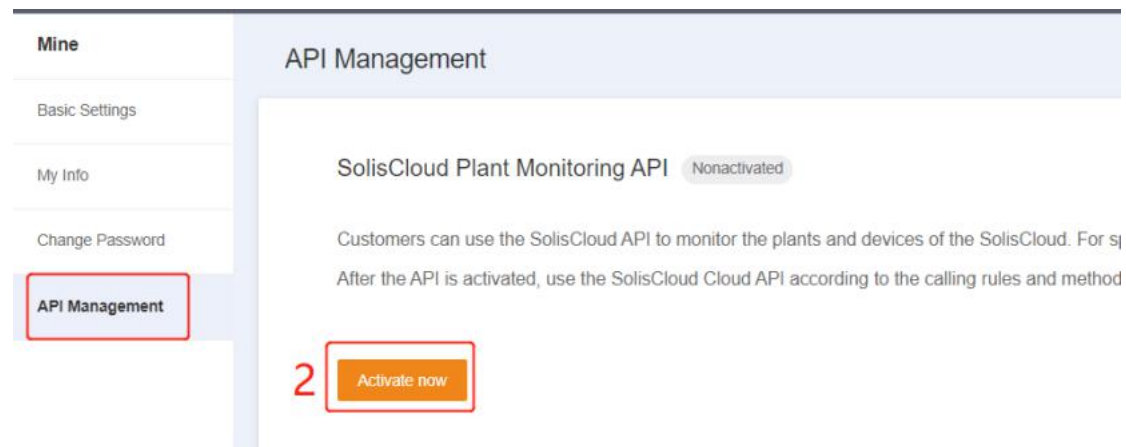


## 1. API Gaining Process

- 1) Log in web page ( <https://www.soliscloud.com/> )
- 2) Click basic settings in my account.



- 3) In API management option you can check **KeyID** 和 **KeySecret** after press **activate now** button.



View API Key

!

API credentials are used to access SolisCloud API, Please keep it properly to avoid account and device security threats due to leakage

API ID:

130

Copy

API Secret:

b60

Copy

API URL:

https:

Copy

Confirm

4) Users can check API document in the yellow part below.

API Management

SolisCloud Plant Monitoring API

Activated

Customers can use the SolisCloud API to monitor the plants and devices of the SolisCloud. For specific interfaces, please refer to Soliscloud Monitoring API

After the API is activated, use the SolisCloud Cloud API according to the calling rules and methods in the document

View Key

Disable